Multiple District 117

As of October 2026 Cumulative

Year	New Clubs	Dropped Clubs	Gain/ Loss Clubs	New Members	Charter Members	Reinstate Members	Transfer Members	Total Member Added	Total Members Dropped	Gain/ Loss Members
2022-2023	1	6	-5	206	31	8	16	261	387	-126
2023-2024	2	9	-7	207	67	11	16	301	380	-79
2024-2025	8	6	2	253	191	26	30	500	449	51
2025-2026	2	4	-2	297	43	15	27	382	396	-14
2026-2027	0	1	-1	82	0	2	2	86	76	10
Average	**3**	**5**	**-3**	**209**	**66**	**12**	**18**	**306**	**338**	**-32**

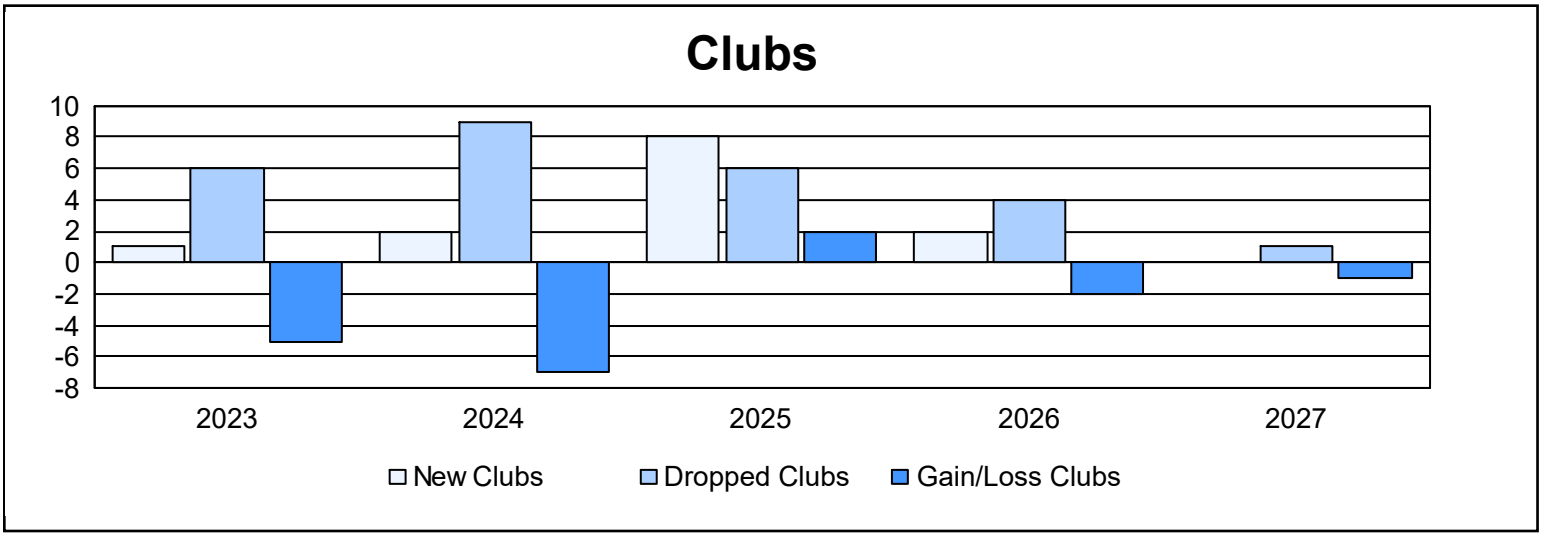

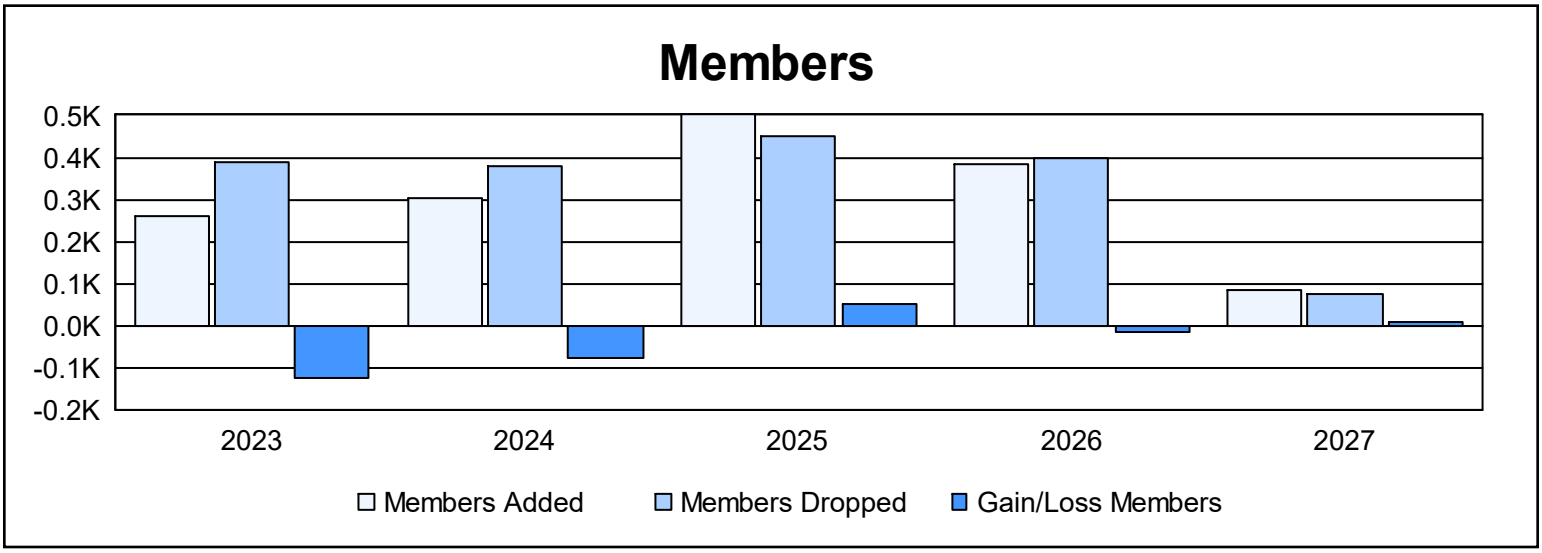

Membership Composition

October 2026 Cumulative

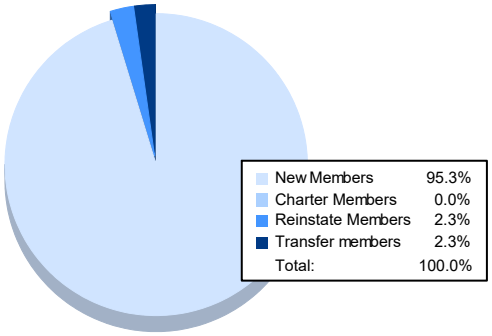

New Members	95.3%
Charter Members	0.0%
Reinstate Members	2.3%
Transfer members	2.3%
Total:	100.0%

Gender Composition

October 2026 Cumulative

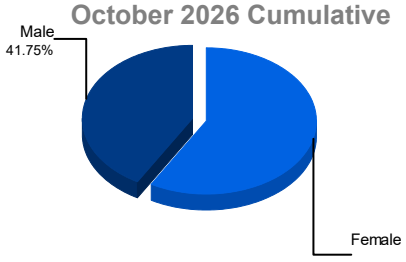

Female	58.25%
Male	41.75%
PreferNotToAnswer	0.00%
NonBinary	0.00%
Total:	100.00%